


 UNIVERSITAS ISLAM NEGERI SYARIF HIDAYATULLAH FAKULTAS SAINS DAN TEKNOLOGI Jl. Ir. H. Juanda No. 95 Ciputat 15412 Indonesia	STANDAR OPERASIONAL PROSEDUR (SOP)	No. Dok : _____
		Tgl. Terbit : 12 Juli 2025
		No. Revisi : _____
		Hal : 1/2
FIRE HANDLING WORK INSTRUCTIONS		

1. Follow the emergency procedures (emergency plan).
2. Remain calm. Contact the Laboratory Supervisor/Firefighter.
3. Retrieve the CO2 gas cylinder if the fire can still be extinguished.
4. Cease electrical flow and operating instrumentation.
5. Avoid inhaling smoke directly.
6. Close the door to hinder rapid fire spread (do not lock).
7. Pull or press the fire alarm button in case of a large fire.
8. All laboratory personnel evacuate systematically towards the emergency exit, do not use elevators, and only use emergency stairs.
9. The responsible personnel ensure that all personnel have exited the lab before leaving themselves.
10. Exit towards the designated assembly point and double-check all laboratory personnel.
11. Allow the firefighters to enter and extinguish the fire.
12. Do not enter until the fire is extinguished and the area is declared safe.

Emergency Telephone Number

Fire Department: (+62) 811-9000-74/Call Center 112

 UNIVERSITAS ISLAM NEGERI SYARIF HIDAYATULLAH FAKULTAS SAINS DAN TEKNOLOGI Jl. Ir. H. Juanda No. 95 Ciputat 15412 Indonesia	STANDAR OPERASIONAL PROSEDUR (SOP)	No. Dok : _____
		Tgl. Terbit : 12 Juli 2025
		No. Revisi : _____
		Hal : 2/2
FIRE HANDLING WORK INSTRUCTIONS		

Disahkan oleh:	Disiapkan oleh:
Kabag TU	Mahasiswa
	
Dra. Faojah, M.A.	Anjani Khoerul Fadilah
NIP: 196803031996032001	NIM: 11220860000111